


International students

Additional call for Ceramic Reliefs designs

Along with the opening of the International Exchange Hall, the University has decided to fill the walls of the hall with ceramic reliefs designed by pre and current exchange students who have studied in TUA. There have been many entries at the first call but we are still seeking for more design plans. We would like as many international students as possible to participate in this project and thus decided to call for even more entries.

*Eligible for all international students including research students, Japanese students who have studied abroad


[Production Example]



Submission of Designs
You can submit designs that are up to 3 layers



Clay
The clay will be processed by a factory based on your design



Ceramic tiles
The clay will then be baked into ceramic tiles

[QR code for Submission]



ODesign Submission Deadline : July 1st, 2022
OSubmission method : Submit via google form

*If you have difficulties submitting via google entry form, please send an email to the following address ↓
Title: "International Exchange Base Public Art Entry"
Email address: fujita.kurea@fa.geidai.ac.jp

International Exchange Base development project -Public Art “Ueru”

Additional call for Ceramic Relief Designs for the International Exchange Hall



Design Submission Deadline: July 1st, 2022

Theme “Ueru”

Definition of Ueru : It is a term created by Geidai. In Japanese, “ueru” has the same pronunciation as “planting” . This word contains a wish to keep a place for talents to grow and to be transmitted to the world.

- We are looking for designs for the ceramic reliefs
- The plan is to have 150 pieces of ceramic reliefs
- Size of relief: 30cm²
- Eligible for all current and pre-international students, including reserach students, Japanese students who have studied abroad

Contact : If you have any questions, please ask via google form or email (fujita.kurea@fa.geidai.ac.jp)

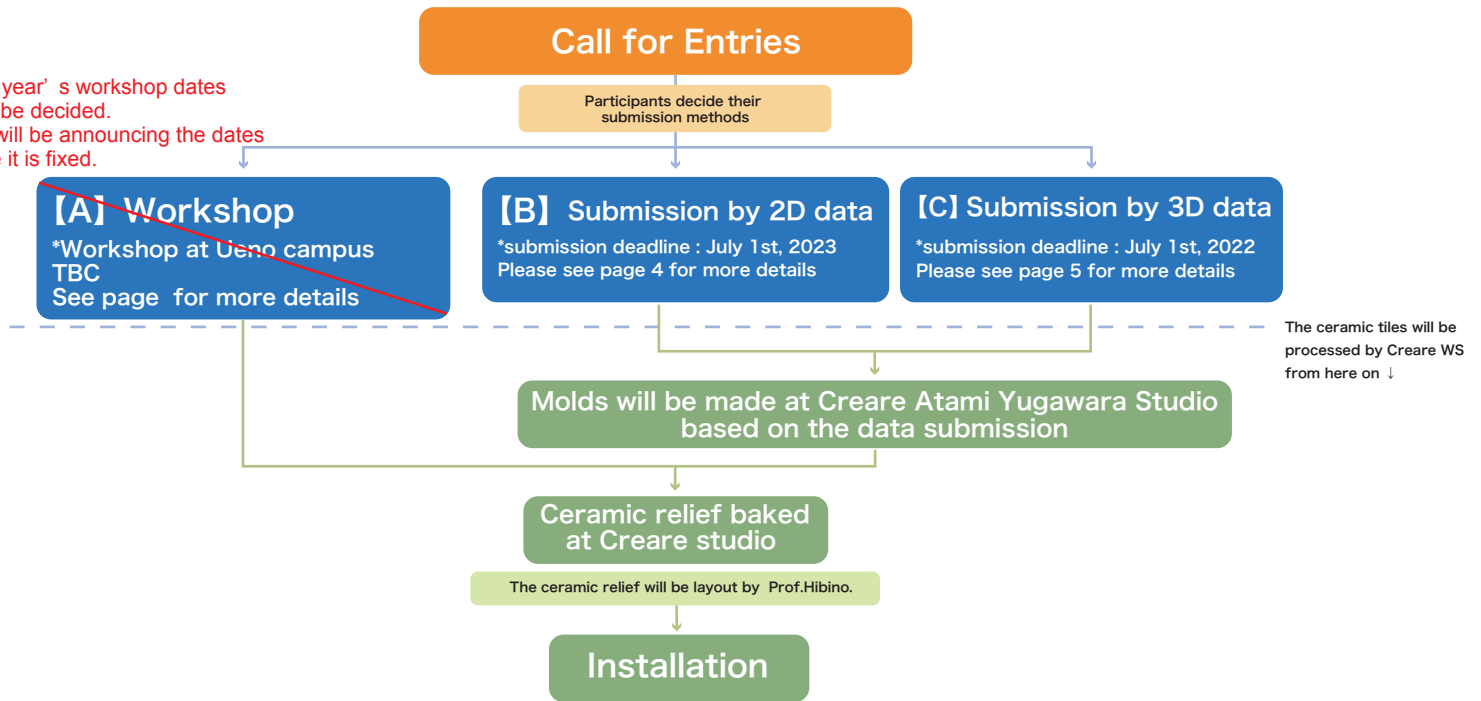
[Question Form]



<https://forms.gle/AuRuqrYGNqqqFkW46>

Step of how to participate in the project

This year's workshop dates is to be decided. We will be announcing the dates once it is fixed.



Examples of different submission outcome



[B] 2D data submission

Submissions of up to 3 pieces are welcome.

Participants can submit their designs by 2D data, then Creare studio will create a stamp to create the prototype of the ceramic relief. Data should ideally be in vector data format, but if difficult, images (jpeg, png) are also acceptable. You can submit a design with a maximum of 3 layers (including the base layer).

Submission format : Vector data (STL, IGES, ai) (if difficult, image data (jpeg, PNG))

Submission Deadline : July 1st, 2022 10:00AM (JST)

3D Submission folder : <https://forms.gle/igT4utVLd1weAtnQ8>

*Note that if the design has multiple layers, please include instructions of the **final outcome order** of the layers. (e.g. black = bottom layer, grey=mid layer, white = front layer)

*Please change the folder title to "your name" and "date of submission"

If you cannot upload from the link above, please upload file to a large file transfer service and share link via email.

*If lines are too thin, we might be asking you to make it thicker, since thin lines pointing out will break during baking. Engraved thin lines may be okay.


[2D Submission folder]



2D submission flow

Participants will submit design data

1 layer 3 layers (the order of layers are differentiated by color)




▼Process of stamp pressing at Creare studio

Create a stamp by using laser cutter



Press stamp onto clay



[C] 3D Data submission

Submission of up to 3 pieces are welcome.

Participants can submit their designs by 3D data (CAD data, STL or IGES).

Together with the 3D data, please submit images (e.g. screenshots) of the data.

Based on the submitted CAD data, Create Studio will create a mold for the prototype of the ceramic relief.

If you are planning to make the prototype with some material (such as clay), then scan and submit a 3D data, please submit photos of the prototype together with the 3D data.

Photos of the prototype have to be from all directions and angles.

*Note that the shape has to have a “draft angle” so the mold can be removed from the clay.

*The thickness for 3D data submission is 7cm, but please leave 2cm for the base
(processable area: 5cm)

Submission format : CAD data (STL, IGES)

Photo/image data format : Image data (jpeg, PNG)

Submission Deadline : July 1st, 2022 10:00AM (JST)

3D Submission folder : <https://forms.gle/igT4utVLd1weAtnQ8>

[3D Submission folder]



*Please change the folder title to “your name” and “date of submission”

*If you cannot upload from the link above, please upload file to a large file transfer service and share link via email.

(Example of 3D submission)


By using ReCAPphoto to scan and transform the data in to CAD data

For more details about ReCAPphoto, please visit AUTO DESK Website :

<https://www.autodesk.co.jp/products/recap/features>



1. Prototype made by participants with some material (e.g. clay)



2. The prototype will then be scanned and transformed into CAD data.

The data will not be perfect so do not forget to submit photos of the prototype from all angles and directions.